



**BEVERAGE-AIR**

Project: \_\_\_\_\_

AIA#

Item: \_\_\_\_\_

Location: \_\_\_\_\_

SIS#

Approved: \_\_\_\_\_

**MARKETEER™ MERCHANDISERS**

MT53 White Sliding Door Model  
Hydrocarbon Series

**MODEL:  
MT53-1SDW**

**MT53™ MERCHANDISER: SLIDING DOOR MODEL**



**3 Year Parts/Labor Warranty  
Additional 4 Year Compressor Warranty**

**CABINET CONSTRUCTION**

- Standard cabinet exterior finish is heavy duty steel with a white baked on durable coating
- Heavy duty interior construction includes white coated steel
- Electronic temperature control
- Modern one piece grill
- Double pane lowE argon filled glass doors feature outside pane that is tempered for added safety
- Self-closing sliding glass door, black door frames regardless of exterior color
- Pocket door handle
- LED lighting
- Five (5) epoxy coated shelves per section
- 2" Leveling feet

**OPTIONS & ACCESSORIES**

- Extra shelves & clips
- 3" Casters
- Visislide shelving kit

**REFRIGERATION SYSTEM**

- Uses environmentally friendly, energy efficient R290 refrigerant, and meets all regulatory requirements for CARB, SNAP, DOE & more
- Condenser is designed to be low maintenance, and energy efficient.
- Automatic, non-electric defrost
- Epoxy coated evaporator coil



Please verify qualifying units by visiting:  
[www.energystar.gov/cfs](http://www.energystar.gov/cfs)

3779 Champion Blvd., Winston-Salem, NC 27105  
1-888-845-9800 Fax: 1-336-245-6453  
Beverage-Air.com Sales@bevair.com



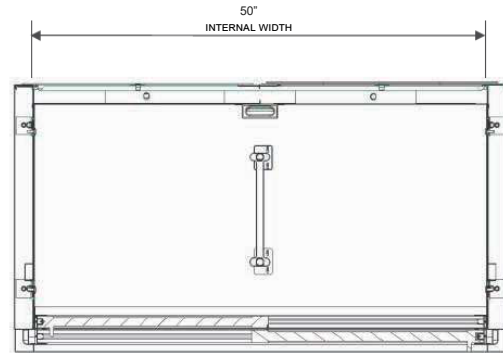
# BEVERAGE-AIR

MODEL	MT53-1SDW
<b>EXTERNAL DIMENSIONAL DATA</b>	
Width Overall	54 1/4"
Depth Overall	28 9/16"
Height Overall	78 5/8"
Number of Doors	2
Clear Door Openings (in)	22 3/4" x 59 3/8"
<b>INTERNAL DIMENSIONAL DATA</b>	
NET Capacity (cubic ft.)	41.66
Capacity 20 oz	480
Internal Width Overall (in)	50"
Internal Depth Overall (in)	23 1/4"
Internal Height Overall (in)	59 11/16"
Internal Height Useable (in)	54"
Number of Shelves	10
<b>ELECTRICAL DATA</b>	
Full Load Amperes 115/60/1	8.7
<b>REFRIGERATION DATA</b>	
Horsepower	1/2+
Energy Consumption	5.506 kWh/day
<b>SHIPPING DATA</b>	
Gross Weight - Crated	484 lbs
Height - Crated	85 3/8"
Width - Crated	57"
Depth - Crated	33"


## Glass Sliding Door Model

Models: MT53-1SDW

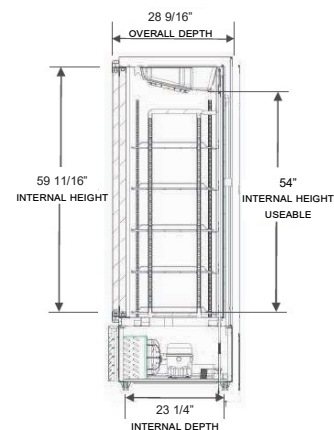
### Model Views



Plan View



Elevation View



Side View

### ELECTRICAL CONNECTION



115/60/1  
NEMA-5-15P

Units pre-wired at factory and include 8' long cord and plug set.



3779 Champion Blvd., Winston-Salem, NC 27105 1-888-845-9800 Fax: 1-336-245-6453 Beverage-Air.com Sales@bevair.com

an Ali Group Company



The Spirit of Excellence