



BEVERAGE-AIR

Project: _____

AIA#

Item: _____

Location: _____

SIS#

Approved: _____

MARKETEER™ MERCHANDISERS

MT49 Black Sliding Door Model
Hydrocarbon Series

MODEL:
MT49-1SDB

MT49™ MERCHANDISER: SLIDING DOOR MODEL

3 Year Parts/Labor Warranty
Additional 4 Year Compressor Warranty

CABINET CONSTRUCTION

- Standard cabinet exterior finish is heavy duty steel with a white baked on durable coating
- Heavy duty interior construction includes white coated steel
- Electronic temperature control
- Modern one piece grill
- Double pane lowE argon filled glass doors feature outside pane that is tempered for added safety
- Self-closing sliding glass door, black door frames regardless of exterior color
- Pocket door handle
- LED lighting
- Five (5) epoxy coated shelves per section
- 2" Leveling feet



OPTIONS & ACCESSORIES

- Extra shelves & clips
- 3" Casters
- Visislide shelving kit

REFRIGERATION SYSTEM

- Uses environmentally friendly, energy efficient R290 refrigerant, and meets all regulatory requirements for CARB, SNAP, DOE & more
- Condenser is designed to be low maintenance, and energy efficient.
- Automatic, non-electric defrost
- Epoxy coated evaporator coil



Please verify qualifying units by visiting:
www.energystar.gov/cfs

3779 Champion Blvd., Winston-Salem, NC 27105
1-888-845-9800 Fax: 1-336-245-6453
Beverage-Air.com Sales@bevair.com



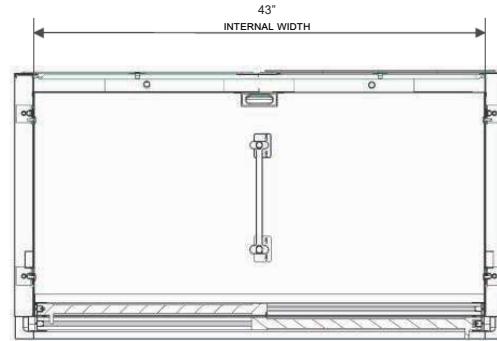
BEVERAGE-AIR

| MODEL | MT49-1SDB |
|----------------------------------|---------------|
| EXTERNAL DIMENSIONAL DATA | |
| Width Overall | 47 1/8" |
| Depth Overall | 29 3/16" |
| Height Overall | 78 3/8" |
| Number of Doors | 2 |
| INTERNAL DIMENSIONAL DATA | |
| NET Capacity (cubic ft.) | 39.03 |
| Capacity 20 oz | 490 |
| Internal Width Overall (in) | 43" |
| *Internal Depth Overall (in) | 22 3/8" |
| Internal Height Overall (in) | 60 1/2" |
| Internal Height Useable (in) | 54 13/16" |
| Number of Shelves | 10 |
| ELECTRICAL DATA | |
| Full Load Amperes 115/60/1 | 8.3 |
| REFRIGERATION DATA | |
| Horsepower | 1/2 |
| Energy Consumption | 5.300 kWh/day |
| SHIPPING DATA | |
| Gross Weight - Crated | 442 lbs |
| Height - Crated | 84 1/4" |
| Width - Crated | 50 1/8" |
| Depth - Crated | 34" |

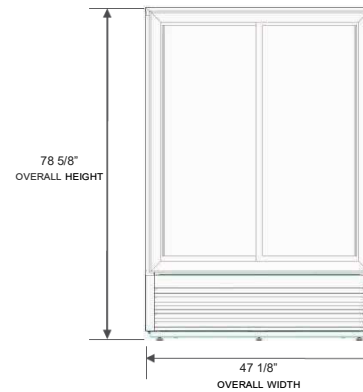
Glass Sliding Door Model

Model: MT49-1SDB

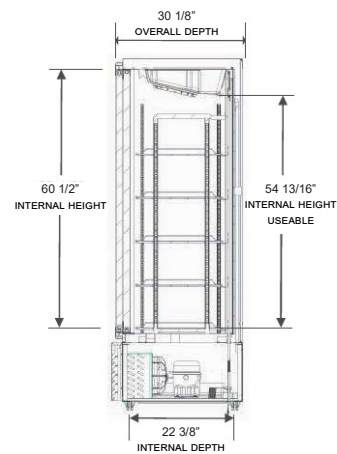
Model Views



Plan View



Elevation View



Side View

ELECTRICAL CONNECTION



115/60/1
NEMA-5-15P

Units pre-wired at factory and include 8' long cord and plug set.



3779 Champion Blvd., Winston-Salem, NC 27105 1-888-845-9800 Fax: 1-336-245-6453 Beverage-Air.com Sales@bevair.com

an Ali Group Company



The Spirit of Excellence