



# BEVERAGE-AIR

Project: _____	AIA#
Item: _____	SIS#
Location: _____	
Approved: _____	

## HR HORIZON TOP MOUNT REACH-IN

### HR3 Glass Door Top Mount Reach-In Refrigerators

**MODELS:**  
**HR3-1G**



HR3-1G

**3 Year Parts/Labor Warranty**  
**Additional 2 Year Compressor Warranty**

#### CABINET CONSTRUCTION

- Exterior is stainless steel front and gray painted sides
- Interior liner is made of corrosion resistant aluminum
- Full electronic control
- One piece grille
- LED interior light
- Self-closing door with 120° stay-open feature, on cam-lift hinges
- Field reversible door are easily removed for service and cleaning
- Magnetic gasket attached to each door for positive seal
- Anti-microbial door handle
- Nine (9) heavy duty epoxy coated wire shelves
- 6" Heavy-duty casters, two (2) with brakes
- Maintains product temperatures between 36 - 38°F

#### OPTIONS & ACCESSORIES

- Tray slide pair, 1 tray slide set for (1) 18" x 26" or (2) 14" x 18" pans (A)
- Stainless steel universal tray slide pair, 1 tray slide set for (1) 18" x 26" or (2) 14" x 18" pans (AC)
- Epoxy coated wire rod tray slide (Kit #4)
- Door locks
- Epoxy shelves
- Shelf clips
- Stainless steel breaker
- 6" Legs
- 3" Casters
- Remote option

#### FINISH OPTIONS

- **HR Standard**  
(S/S Front, Continuous Coil Coated Sides, Aluminum Interior)
- **HRP**  
(S/S Front, S/S Sides, Aluminum Interior)
- **HRS**  
(S/S Front, Continuous Coil Coated Sides, S/S Interior)
- **HRPS**  
(Complete S/S Exterior & Interior)

#### REFRIGERATION SYSTEM

- Refrigeration system uses R134A refrigerant
- Automatic, non-electric defrost
- Epoxy coated evaporator coil

**HR3 Top Mount Reach-In: Horizon Series**



3779 Champion Blvd., Winston-Salem, NC 27105  
 1-888-845-9800 Fax: 1-336-245-6453  
 Beverage-Air.com sales@bevaair.com



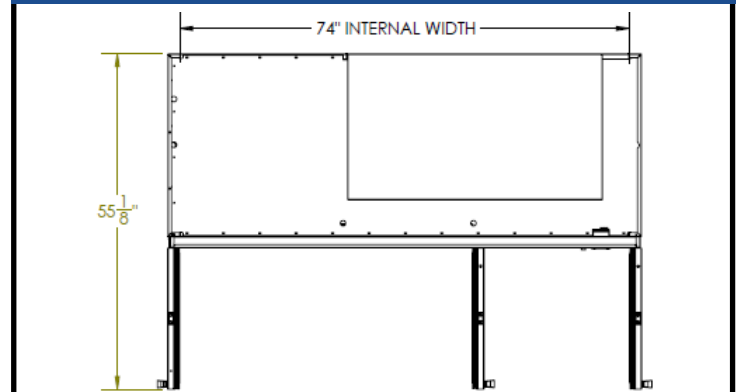
# BEVERAGE-AIR

MODEL	HR3-1G
<b>EXTERNAL DIMENSIONAL DATA</b>	
Width Overall	78"
Depth Overall with Handle	33 1/2"
Height Overall with 6" Casters	84 1/2"
Number of Doors	3
Depth with Door Open 90 °	55 1/8"
Door Opening (in)	21 5/8" x 61 5/8"
Shelves	24 x 22 37/50 (6) 24 6/25 x 24 (3)
<b>INTERNAL DIMENSIONAL DATA</b>	
NET Capacity (cubic ft.)	71.52
Internal Width Overall (in)	74"
Internal Depth Overall (in)	26"
Internal Height Overall (in)	62"
Number of Shelves	9
<b>ELECTRICAL DATA</b>	
Full Load Amperes 115/60/1	10
<b>REFRIGERATION DATA</b>	
Horsepower	1/2
<b>WEIGHT DATA</b>	
Gross Weight	737 lbs
Height - Crated	88"
Width - Crated	80"
Depth - Crated	36"

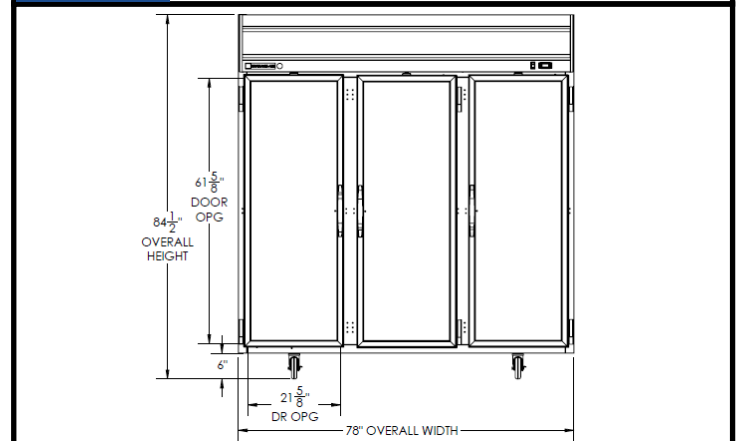
## Top Mount Reach-In Refrigerator

Model: HR3-1G

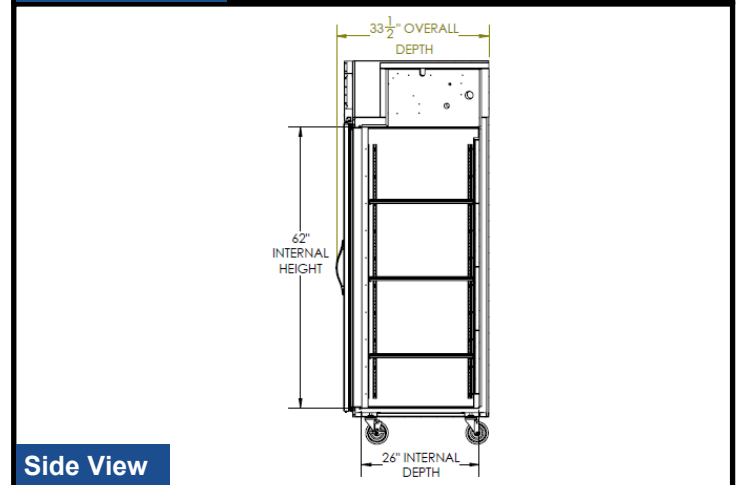
### Model Views



Plan View



Elevation View



Side View

### ELECTRICAL CONNECTION



115/60/1  
NEMA-5-15P

Units pre-wired at factory and include 8' long cord and plug set.



an Ali Group Company



The Spirit of Excellence

3779 Champion Blvd., Winston-Salem, NC 27105  
1-888-845-9800 Fax: 1-336-245-6453  
Beverage-Air.com sales@bevair.com