



BEVERAGE-AIR

Project: _____

AIA#

Item: _____

Location: _____

SIS#

Approved: _____

HR HORIZON REFRIGERATOR

HR1HC-1S Solid Door Top Mount Reach-In Refrigerator

Hydrocarbon Series

MODELS:
HR1HC-1S



HR1HC-1S

3 Year Parts/Labor Warranty
Additional 2 Year Compressor Warranty

CABINET CONSTRUCTION

- Exterior is stainless steel front and gray painted sides
- Interior liner is made of corrosion resistant aluminum
- Full electronic control
- One piece grille
- LED light standard
- Self-closing door with 120° stay-open feature, on cam-lift hinges
- Field reversible doors are easily removed for service and cleaning
- Magnetic gasket attached to each door for positive seal
- Door locks (solid doors only)
- Anti-microbial door handle
- Three (3) heavy duty epoxy coated wire shelf
- Four (6") Heavy-duty casters, two (2) with brakes
- Maintains product temperatures between 36°F - 38°F

OPTIONS & ACCESSORIES

- Tray slide pair, 1 tray slide set for (1) 18" x 26" or (2) 14" x 18" pans (A)
- Stainless steel universal tray slide pair, 1 tray slide set for (1) 18" x 26" or (2) 14" x 18" pans (AC)
- Epoxy coated wire rod tray slide (Kit #4)
- Epoxy shelves
- Shelf clips
- Stainless steel breaker
- 6" Legs
- 3" Casters
- Remote option

FINISH OPTIONS

- **HR Standard**
(S/S Front, Continuous Coil Coated Sides, Aluminum Interior)
- **HRP**
(S/S Front, S/S Sides, Aluminum Interior)
- **HRS**
(S/S Front, Continuous Coil Coated Sides, S/S Interior)
- **HRPS**
(Complete S/S Exterior & Interior)

REFRIGERATION SYSTEM

- Refrigeration system uses R290 refrigerant to comply with all environmental concerns
- Automatic, non-electric defrost
- Epoxy coated evaporator coil

HR1HC-1S Top Mount Reach-In: Horizon Series



3779 Champion Blvd., Winston-Salem, NC 27105
1-888-845-9800 Fax: 1-336-245-6453
Beverage-Air.com sales@bevair.com



BEVERAGE-AIR

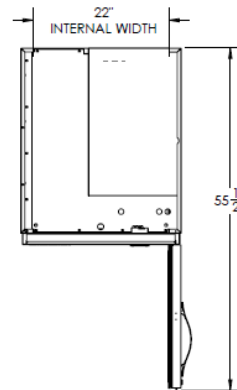
Top Mount Reach-In Refrigerator

Model: HR1HC-1S

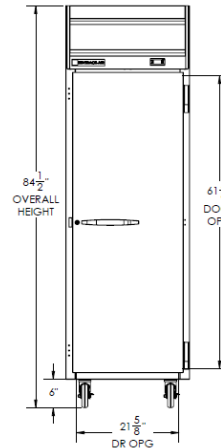
| MODEL | HR1HC-1S |
|----------------------------------|-------------------|
| EXTERNAL DIMENSIONAL DATA | |
| Width Overall | 26" |
| Depth Overall with Handle | 33 5/8" |
| Height Overall with 6" Casters | 84 1/2" |
| Number of Doors | 1 |
| Depth with Door Open 90 ° | 55 1/2" |
| Door Opening (in) | 21 5/8" x 61 5/8" |
| Shelves | 26" x 21 1/4" (3) |
| INTERNAL DIMENSIONAL DATA | |
| NET Capacity (cubic ft.) | 21.17 |
| Internal Width Overall (in) | 22" |
| Internal Depth Overall (in) | 26" |
| Internal Height Overall (in) | 62 |
| Number of Shelves | 3 |
| ELECTRICAL DATA | |
| Full Load Amperes 115/60/1 | 2.7 |
| REFRIGERATION DATA | |
| Horsepower | 1/4 |
| Capacity (BTU/Hr)* | 1702 |
| WEIGHT DATA | |
| Gross Weight (Crated lbs) | 356 lbs |
| Height - Crated | 88" |
| Width - Crated | 33" |
| Depth - Crated | 41" |

Model Views

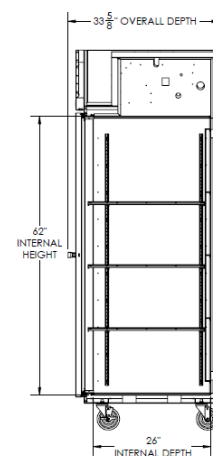
Plan View



Elevation View



Side View



ELECTRICAL CONNECTION



115/60/1
NEMA-5-15P

Units pre-wired at factory and include 8' long cord and plug set.



an Ali Group Company



The Spirit of Excellence

3779 Champion Blvd., Winston-Salem, NC 27105
1-888-845-9800 Fax: 1-336-245-6453
Beverage-Air.com sales@bevair.com