



BEVERAGE-AIR

Project: _____

AIA#

Item: _____

Location: _____

SIS#

Approved: _____

BB BAR EQUIPMENT - BACK BAR REFRIGERATOR

BB94HC Solid Door
Hydrocarbon Series

MODEL:
BB94HC-1-B
BB94HC-1-S

BB94HC Back Bar Refrigerators: Solid Door Model

3 Year Parts/Labor Warranty
Additional 2 Year Compressor Warranty

CABINET CONSTRUCTION



BB94HC-1-B

- Black or stainless steel exterior
- Interior construction utilizes galvanized steel on walls and ceiling, heavy duty stainless steel floor
- Full electronic control
- Heavy duty stainless steel floor
- Stainless steel top
- Two (2) epoxy coated shelves per section, standard
- Self-closing doors
- Stay-open feature & lock standard
- Magnetic door gaskets provide positive door sealing
- LED lighting
- Field reversible doors
- Compressor available on left or right, specify at time of unit order
- Balanced, forced air refrigeration system provides rapid chilling of product
- Designed to maintain 38°F

OPTIONS & ACCESSORIES

- 3"-6" casters or 6" black legs
- Food rated models available
- Foot pedal door opener
- Glass door

REFRIGERATION SYSTEM

- Refrigeration system uses R290 refrigerant to comply with all environmental concerns
- Automatic, non-electric evaporator
- Epoxy coated evaporator coil



3779 Champion Blvd., Winston-Salem, NC 27105
1-888-845-9800 Fax: 1-336-245-6453
Beverage-Air.com sales@bevair.com



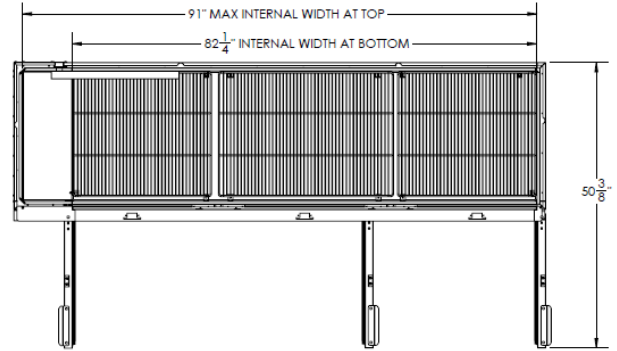
BEVERAGE-AIR

Bar Equipment-Back Bar Refrigerator Solid Door

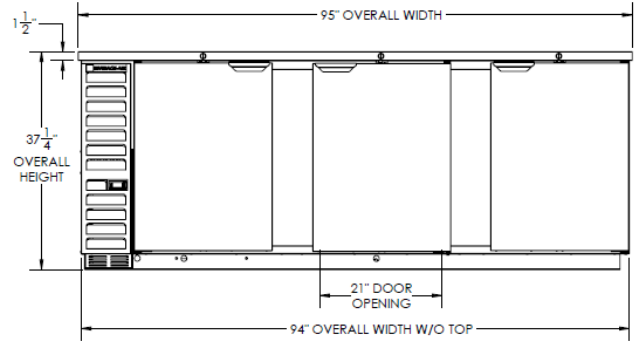
Model: BB94HC-1-B, BB94HC-1-S

MODEL	BB94HC-1-B	BB94HC-1-S
EXTERNAL DIMENSIONAL DATA		
Width Overall	95"	95"
Depth Overall with Handles	29 1/8"	29 1/8"
Height Overall	37 1/4"	37 1/4"
Number of Doors	3	3
Depth with Door Open 90°	50 3/8"	50 3/8"
Door Opening (in)	21" x 30"	21" x 30"
Shelf Area (sq. in)	Upper 539" Center 686 51/64"	Upper 539" Center 686 51/64"
INTERNAL DIMENSIONAL DATA		
NET Capacity (cubic ft.)	37.82	37.82
Internal Width Overall (in)	82 1/4"	82 1/4"
Internal Depth Overall (in)	23"	23"
Internal Height Overall (in)	32"	32"
Number of Shelves	6	6
Number of Kegs	5	5
ELECTRICAL DATA		
Full Load Amperes 115/60/1	5.5	5.5
REFRIGERATION DATA		
Horsepower	1/3	1/3
Capacity (BTU/Hr)*	2392	2392
WEIGHT DATA		
Gross Weight (Crated lbs)	516 lbs	494 lbs
Height - Crated	44 1/2"	44 1/2"
Width - Crated	97"	97"
Depth - Crated	31 1/2"	31 1/2"

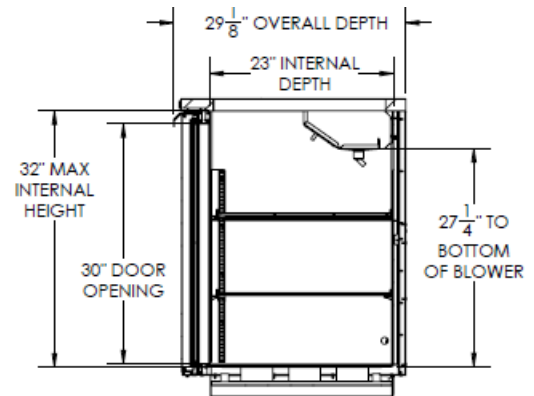
Model Views



Plan View



Elevation View



Side View

ELECTRICAL CONNECTION



115/60/1
NEMA-5-15P

Units pre-wired at
factory and include 8'
long cord and plug set.

